

Reports

Versatile and Efficient Solid-Supported Synthesis of C3-Anchored Monocyclic β -Lactam Derivatives

Luciana Méndez, Sebastián A. Testero, and Ernesto G. Mata*

Instituto de Química Orgánica de Síntesis, Facultad de Ciencias Bioquímicas y Farmacéuticas, Universidad Nacional de Rosario-CONICET, Suipacha 531, S2002LRK Rosario, Argentina

Received December 22, 2006

The effectiveness of β -lactam compounds in a large number of clinically important therapeutic areas has been clearly demonstrated. Because of their high efficacy and extremely safe toxicological profile, the β -lactam skeleton (azetidin-2-one) is present in several widely used families of antibiotics, such as penicillins, cephalosporins, carbapenems, carbacephems, and monobactams.¹ Moreover, β -lactam compounds have been shown to possess biological activities as inhibitors of prostate specific antigen,² thrombin,³ human cytomegalovirus protein,⁴ human leukocyte elastase,⁵ cysteine protease,⁶ and cholesterol absorption.⁷ The therapeutic importance of this structure is also clear from recent reports about β -lactams related to the treatment of cancer⁸ and neurological diseases.⁹ As a result, the search for new β -lactam compounds with potential clinical usefulness will continue in future years.

The applicability of combinatorial chemistry and related methodologies to the chemistry of the β -lactams has been demonstrated by research groups around the world.¹⁰ The Staudinger reaction¹¹ is the most frequently used strategy for the construction of the β -lactam ring not only in solution but also in solid-phase chemistry. The most widely accepted mechanism for the Staudinger reaction¹² involves the 2 + 2 cyclization reaction between an in situ-generated ketene (**II**)

and an imine (**III**) to give rise to a zwitterionic intermediate (**IV**). A conrotatory electrocyclic ring closure of **IV** leads to the final β -lactam products that can be cis (**V**), trans (**VI**), or a mixture of both (Scheme 1).

Ketenes are usually generated by elimination of an activated carboxylic acid (**I**) in the presence of a base.¹³ Despite some success in the development of the solid-phase version of the Staudinger reaction, all the approaches described so far are based on polymer-bound imines.

As part of our interest in the application of solid-phase chemistry to azetidin-2-one and related compounds,¹⁴ we describe herein the first solid-phase Staudinger reaction based on immobilization of the activated carboxylic acid. This approach led to the development of a strategy for the preparation of C3-anchored β -lactam derivatives that offers new alternatives of functionalization at N1 and C4 of the ring.

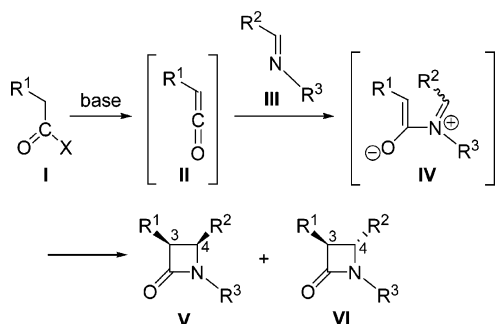
We began our studies by evaluating the most suitable linker for the solid-supported strategy. First, we considered the use of a diethylsilyloxy linker (PS-DES resin). Thus, (4-diethylsilylbutyl)polystyrene resin (**1**) was activated by chlorination with *N*-chlorosuccinimide (Scheme 2).¹⁵

Formation of chloride **2** was evident from the absence of the Si-H stretch (IR 2100 cm⁻¹). Coupling of **2** with methyl 4-hydroxyphenoxyacetate (**3**) was carried out in the presence of imidazole and confirmed by gel-phase ¹³C NMR of PS-DES resin **4**. The hydrolysis of resin-bound ester was efficiently achieved using trimethyltin hydroxide (TMTOH)¹⁶ to give the corresponding immobilized carboxylic acid **5**.

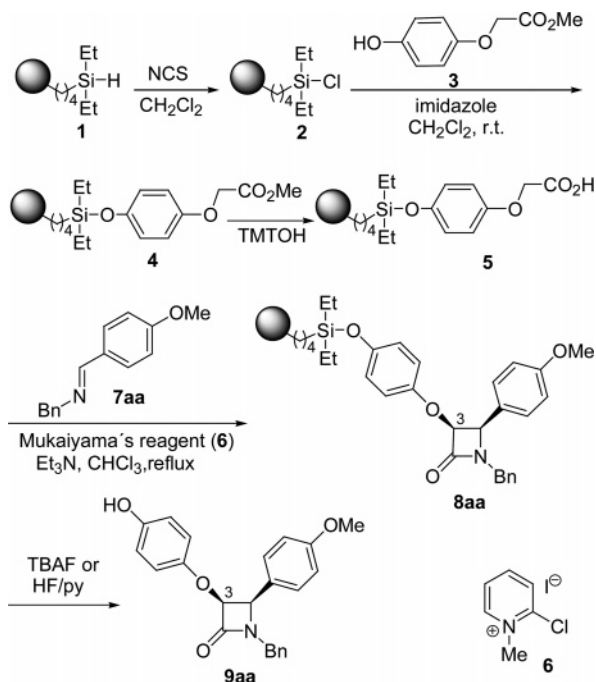
For the key Staudinger reaction, activation of the carboxylic acid **5** by Mukaiyama's reagent (**6**) was considered.¹⁷ The addition mode was critical to achieve good results. When a suspension of resin **5**, reagent **6**, and triethylamine were refluxed in chloroform for 2 h before the addition of *N*-(4-methoxybenzylidene)-benzylamine **7aa**, the reaction was unsuccessful, even after the mixture was refluxed for another 2 h. The resin-bound β -lactam **8aa** was finally obtained by treatment of **5** with triethylamine (6 equiv), imine **7aa** (**5**

* To whom correspondence should be addressed. E-mail: mata@iquios.gov.ar. Fax: +54 341 4370477.

Scheme 1



Scheme 2



equiv), and Mukaiyama's reagent (**6**) (5 equiv), in that order, followed by a reflux in chloroform for 2 h and exposure of the resin to the same cycloaddition conditions to guarantee the β -lactam construction. Cleavage from the resin was accomplished by two different methods: TBAF in THF and HF/pyridine. In both cases, the *cis*- β -lactam **9aa**¹⁸ was obtained in a 12–14% isolated yield for the four reaction steps (based on the manufacturer's loading of the PS-DES resin).

Because of this low yield, we decided to carry out a different anchoring strategy, using Wang resin as support. The methyl 4-hydroxyphenoxyacetate (**3**) was immobilized to Wang resin under modified Mitsunobu conditions (TMAD, Bu₃P)¹⁹ to yield the resin-bound ester **10** (Scheme 3).

The saponification of **10** with potassium trimethylsilanoate gave the corresponding immobilized carboxylic acid **11**²⁰ which, in turn, was subjected to the solid-phase version of the Staudinger reaction, again using the Mukaiyama's reagent (**6**) as the activating agent. Formation of the β -lactam **12aa** (R₁ = *p*-methoxyphenyl, R₂ = benzyl) was corroborated by FT-IR and gel-phase ¹³C NMR. Treatment of resin **12aa** with 10% trifluoroacetic acid in CH₂Cl₂ for 1 h at room temperature was found to be a very efficient procedure for the cleavage, affording the trisubstituted *cis*- β -lactam **9aa** in a

Scheme 3

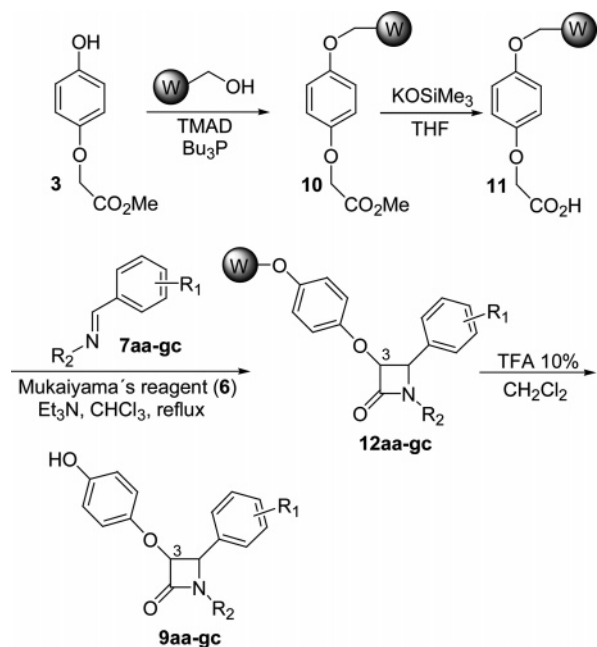


Table 1. Solid-Phase Synthesis of C3-Anchored β -Lactam Compounds

entry	product	R ₁	R ₂	cis/trans ratio	yield (%) ^a
1	9aa	4-MeO	Bn	cis	47
2	9ba	4-Br	Bn	cis	53
3	9ca	2-Br	Bn	cis	57
4	9da	H	Bn	cis	50
5	9ea	4-Cl	Bn	cis	37
6	9fa	4-Me	Bn	cis	52
7	9ga	4-NO ₂	Bn	cis	54
8	9ab	4-MeO	4-MePh	2:1 cis/trans ^b	27
9	9bb	4-Br	4-MePh	3:1 cis/trans ^b	25
10	9ac	4-MeO	4-MeOPh	6:1 cis/trans ^b	39
11	9gc	4-NO ₂	4-MeOPh	7:1 cis/trans ^b	57

^a Overall isolated yield after flash chromatography (based on the initial loading level of Wang resin). ^b Determined by ¹H NMR of the crude reaction mixtures prior to purification.

47% overall yield after isolation by column chromatography (based on the initial loading level of the Wang resin).

Having optimized the conditions for β -lactam solid-phase synthesis and cleavage, we decided to carry out the synthesis of an array of β -lactams employing imines with diverse stereoelectronic and steric characteristics (Table 1).²¹ The expected products were obtained in good overall isolated yields for the five reaction steps on solid phase (25–57%).

According to a recent study on the ketene–imine mechanism,^{12a} after the initial attack of the imine nitrogen at the central carbon of the ketene to form the zwitterionic intermediate, a conrotatory ring closure exclusively generates the *cis*- β -lactam, unless an isomerization of the zwitterionic intermediate occurs. The competition between both pathways is mainly controlled by the electronic effect of the substituents of ketenes and imines and the steric hindrance of the N-substituent of the imines.

Electron-donating substituents on the ketene and electron-withdrawing substituents on the imine speed up the direct ring closure, while electron-withdrawing ketene substituents and electron-donating imine substituents slow the direct ring

closure, favoring isomerization of the zwitterionic intermediate and increasing the relative amount of the trans isomer. As reported in Table 1, the cis–trans stereoselectivity found in the solid-phase synthesis of C3-anchored β -lactams is in agreement with that expected for the ketene–imine mechanism,^{12a} giving support to the formation of the resin-bound ketene intermediate during the Staudinger reaction.²² The corresponding *cis*- β -lactams were obtained exclusively in most of the cases because of the strong effect of the electron-donating substituent at position 3. However, this effect can be partially reversed by the use of imines derived from electron-donating aromatic amines (entries 8–11). Apart from the expected electronic effects, the relatively bulkier *N*-aryl substituent at the imine could play an important role in the control of the stereochemistry of the β -lactam product.²³

Interestingly, the use of *o*-bromobenzaldehyde (entry 3) did not seem to affect the reaction yield. It was expected that ring closure of **IV** (Scheme 1) would be more difficult for such a sterically hindered aldehyde.

Additional support for the ketene mechanism can be found in reactions with electronically deficient imines, where it was observed they would hardly react directly with an activated acid.²⁴ In our hands, both imines with electron-donating or electron-withdrawing groups reacted with similar efficiency (see entries 1 and 7). To our knowledge, there is no literature precedent for the synthesis of β -lactams using an immobilized ketene, and only few reports on the application of polymer-bound ketenes for intermolecular reactions.²⁵

In summary, we have described here a new approach for the preparation of biologically promising β -lactam derivatives on a solid support. This methodology is based on the Staudinger reaction between an immobilized ketene and different imines. Of the two linkers tested, the Wang resin proved to offer better results than the diethylsilyloxy linker, allowing an efficient reaction sequence giving good overall isolated yields of the desired β -lactams. The cis–trans stereoselectivity of the products was in agreement with that expected for the ketene–imine mechanism. This approach will facilitate the development of solid-phase libraries of biologically interesting multicyclic β -lactam compounds via the introduction of diversity at N1 and C4 of the β -lactam ring.

Acknowledgment. Financial support from Consejo Nacional de Investigaciones Científicas y Técnicas (CONICET), Agencia Nacional de Promoción Científica y Tecnológica, Fundación Prats, and Universidad Nacional de Rosario from Argentina is gratefully acknowledged. L.M. and S.A.T. thank CONICET for fellowships.

Supporting Information Available. Experimental procedures, spectroscopic data, ¹H NMR and ¹³C NMR spectra of new compounds, and the ¹³C NMR gel-phase spectra of β -lactam **9da**. This material is available free of charge via the Internet at <http://pubs.acs.org>.

References and Notes

- (1) Kidwai, M.; Sapra, P.; Bhushan, K. R. *Curr. Med. Chem.* **1999**, *6*, 195–215.

- (2) (a) Adlington, R. M.; Baldwin, J. E.; Chen, B.; Cooper, S. L.; McCoull, W.; Pritchard, G. J.; Howe, T. J.; Becker, G. W.; Hermann, R. B.; McNulty, A. M.; Neubauer, B. L. *Bioorg. Med. Chem. Lett.* **1997**, *7*, 1689–1694. (b) Annunziata, R.; Benaglia, M.; Cinquini, M.; Cozzi, F.; Puglisi, A. *Bioorg. Med. Chem.* **2002**, *10*, 1813–1818.
- (3) Annunziata, R.; Benaglia, M.; Cinquini, M.; Cozzi, F.; Maggioni, F.; Puglisi, A. *J. Org. Chem.* **2003**, *68*, 2952–2955.
- (4) Borthwick, A. D.; Weingarten, G.; Haley, T. M.; Tomaszewski, M.; Wang, W.; Hu, Z.; Bedard, J.; Jih, H.; Yuen, L.; Mansour, T. S. *Bioorg. Med. Chem. Lett.* **1998**, *8*, 365–370.
- (5) Cvetovich, R. J.; Chartran, M.; Hartner, F. W.; Roberge, C.; Amato, J. S.; Grabowski, E. J. *J. Org. Chem.* **1996**, *61*, 6575–6580.
- (6) (a) Setti, E. L.; Davis, D.; Chung, T.; McCarter, J. *Bioorg. Med. Chem. Lett.* **2003**, *13*, 2051–2053. (b) Zhou, N. E.; Guo, D.; Thomas, G.; Reddy, A. V. N.; Kaleta, J.; Purisima, E.; Menard, R.; Micetich, R. G.; Singh, R. *Bioorg. Med. Chem. Lett.* **2003**, *13*, 139–141.
- (7) Burnett, D. A. *Curr. Med. Chem.* **2004**, *11*, 1873–1887 and references therein.
- (8) Banik, B. K.; Banik, I.; Becker, F. F. *Bioorg. Med. Chem.* **2005**, *13*, 3611–3622.
- (9) Miller, T. M.; Cleveland, D. W. *Science* **2005**, *307*, 361–362.
- (10) For reviews on the solid-phase synthesis of β -lactams, see: (a) Mata, E. G. *Curr. Pharm. Des.* **1999**, *5*, 955–964. (b) Laborde, M. A.; Mata, E. G. *Mini-Rev. Med. Chem.* **2006**, *6*, 107–120.
- (11) Staudinger, H. *Liebigs Ann. Chem.* **1907**, *356*, 51–123.
- (12) Support for the ketene mechanism has been derived from spectroscopic studies and trapping experiments, see: (a) Jiao, L.; Liang, Y.; Xu, J. *J. Am. Chem. Soc.* **2006**, *128*, 6060–6069 and references cited therein. (b) Hegedus, L. S.; Montgomery, J.; Narukawa, Y.; Snustad, D. C. *J. Am. Chem. Soc.* **1991**, *113*, 5784–5791. (c) Lynch, J. E.; Riseman, S. M.; Laswell, W. L.; Tschaen, D. M.; Volante, R. P.; Smith, G.; Shinkai, I. *J. Org. Chem.* **1989**, *54*, 3792–3796. (d) Moore, H. W.; Hernandez, L.; Chambers, R. *J. Am. Chem. Soc.* **1978**, *100*, 2245–2247.
- (13) Krishnaswamy, D.; Bhawal, B. M.; Deshmukh, A. R. A. S. *Tetrahedron Lett.* **2000**, *41*, 417–419 and references therein.
- (14) (a) Delpiccolo, C. M. L.; Mata, E. G. *Tetrahedron: Asymmetry* **2002**, *13*, 905–910. (b) Delpiccolo, C. M. L.; Fraga, M. A.; Mata, E. G. *J. Comb. Chem.* **2003**, *5*, 208–210. (c) Delpiccolo, C. M. L.; Mata, E. G. *Tetrahedron Lett.* **2004**, *45*, 4085–4088. (d) Delpiccolo, C. M. L.; Méndez, L.; Fraga, M. A.; Mata, E. G. *J. Comb. Chem.* **2005**, *7*, 331–344. (e) Méndez, L.; Delpiccolo, C. M. L.; Mata, E. G. *Synlett* **2005**, *10*, 1563–1566. (f) Testero, S. A.; Mata, E. G. *Org. Lett.* **2006**, *8*, 4783–4786.
- (15) In our hands, the reported 1,3-dichloro-5,5-dimethylhydantoin was a less effective chlorinating agent, leading to lower overall yields in the reaction sequence, see: Hu, Y.; Porco, J. A., Jr.; Labadie, J. W.; Gooding, O. W.; Trost, B. M. *J. Org. Chem.* **1998**, *63*, 4518–4521.
- (16) (a) Furlán, R. L. E.; Mata, E. G.; Mascaretti, O. A. *Tetrahedron Lett.* **1996**, *37*, 5229–5232. (b) Furlán, R. L. E.; Mata, E. G.; Mascaretti, O. A. *J. Chem. Soc., Perkin Trans. 1* **1998**, 355–358. (c) Furlán, R. L. E.; Mata, E. G.; Mascaretti, O. A.; Peña, C.; Coba, M. P. *Tetrahedron* **1998**, *54*, 13023–13034. (d) Nicolaou, K. C.; Estrada, A. A.; Zak, M.; Lee, S. H.; Safina, B. S. *Angew. Chem., Int. Ed.* **2005**, *44*, 1378–1382. (e) For hydrolysis of polymer-supported esters by TMTOH, see: Méndez, L.; Testero, S. A.; Mata, E. G. *Tetrahedron Lett.* **2007**, *48*, 1757–1760.

- (17) (a) Georg, G. I.; Mashava, P. M.; Guan, X. *Tetrahedron Lett.* **1991**, *32*, 581–584. (b) Matsui, S.; Hashimoto, Y.; Saigo, K. *Synthesis* **1998**, 1161–1166. (c) Saul, R.; Kopf, J.; Köll, P. *Tetrahedron: Asymmetry* **2000**, *11*, 423–433.
- (18) The protons at the C3 and C4 positions of the azetidinone ring in compound **9aa** exhibited a vicinal scalar coupling constant of ~ 4.5 Hz in the ^1H NMR spectrum which is consistent with the values reported in the literature for a 3,4-cis stereochemistry, see: Decazes, J.; Luche, J. L.; Kagan, H. B. *Tetrahedron Lett.* **1970**, *11*, 3661–3664.
- (19) Rano, T. A.; Chapman, K. T. *Tetrahedron Lett.* **1995**, *36*, 3789–3792.
- (20) Similar results were obtained with TMTOH.
- (21) Typical procedure: Wang resin (167 mg, 0.96 mmol/g) was swollen in a 1:1 mixture of THF/ CH_2Cl_2 (5 mL) under a nitrogen atmosphere. TMAD (137.6 mg, 0.80 mmol, 5 equiv) was added with stirring until dissolution occurs. The methyl 4-hydroxyphenoxyacetate (**3**) (145.7 mg, 0.80 mmol, 5 equiv) was added, and the reaction mixture was stirred until complete dissolution was achieved. Then, neat Bu_3P (0.20 mL, 0.80 mmol, 5 equiv) was added via syringe. The mixture was stirred overnight at room temperature, after which the resin was filtered, washed with THF (3×5 mL), CH_2Cl_2 (3×5 mL), MeOH (3×5 mL), and CH_2Cl_2 (3×5 mL), and finally dried under high vacuum. Resin **10** (0.16 mmol) was suspended in anhydrous THF (4 mL), and KOSiMe_3 (102.6 mg, 0.80 mmol, 5 equiv) was added. The mixture was stirred for 24 h under a nitrogen atmosphere. After filtration, the resin was washed with THF/AcOH (2:1) (3×5 mL), THF (3×5 mL), and CH_2Cl_2 (3×5 mL) and dried under high vacuum. A solution of imine **7aa** (0.80 mmol, 5 equiv) in anhydrous chloroform and triethylamine (0.13 mL, 0.96 mmol, 6 equiv) was added to a suspension of the resin-bound carboxylic acid (**11**) in anhydrous chloroform under a nitrogen atmosphere. After a few minutes, Mukaiyama's reagent (**6**) (122.6 mg, 0.48 mmol, 3 equiv) was added, and the suspension was refluxed for 2 h, after which the resin was filtered, washed with CH_2Cl_2 (3×5 mL), AcOEt (3×5 mL), MeOH (3×5 mL), and CH_2Cl_2 (1×5 mL), and dried in vacuo. The resulting resin was subjected once more to the same reaction conditions. To release the product from the solid-phase support, the solid-supported β -lactam (**12aa**) was treated with 5 mL of 10% TFA in CH_2Cl_2 for 1 h. The mixture was filtered and washed, and the combined filtrates were evaporated under reduced pressure. The crude material was purified by column chromatography to give 19.2 mg of 1-benzyl-3-(4-hydroxy-phenoxy)-4-phenyl-azetidin-2-one (**9aa**) (50% overall yield, based on the initial loading level of the Wang resin).
- (22) Although the generally accepted mechanism for the Staudinger reaction involves the reaction between an in situ-generated ketene and an imine, direct reaction between an activated carboxylic acid and an imine has also been proposed, see: Georg, G. I.; Ravikumar, V. T. In *The Organic Chemistry of β -Lactams*; Georg, G. I., Ed.; Verlag Chemie: New York, 1993; pp 295–368.
- (23) Banik, B. K.; Becker, F. F. *Tetrahedron Lett.* **2000**, *41*, 6551–6554.
- (24) Wang, Y.; Liang, Y.; Jiao, L.; Du, D.-M.; Xu, J. *J. Org. Chem.* **2006**, *71*, 6983–6990.
- (25) For a review on ketenes in polymer-assisted synthesis, see: Far, A. R. *Angew. Chem., Int. Ed.* **2003**, *42*, 2340–2348.

CC060165P